

SPORTS FOR LIFE


RIGAN

S P O R T S





▶ INDEX

ABOUT US	4
WHAT IS PADEL?	5
OUR PADEL COURTS	7
STANDARD ACE	8
PRIME	10
PANORAMA PRO	12
PANORAMA PRO X3	14
DETACHABLE KIT	16
INSTALLATION OF PADEL COURTS	18
INFORMATION ABOUT LIGHTING	19
FOUNDATION	20
INFORMATION ABOUT ARTIFICIAL TURF	22



ABOUT US

Rigan Sports and Leisure SL is a Spanish company specialized in the production, development and marketing of Padel Courts and Sports Equipment.

We develop and manufacture padel courts in our Spanish factory.

More than 1000 padel courts are produced every year for national and worldwide customers.



Our young and passionate international sales team from Zaragoza works closely with customers around the world to provide the highest quality products and services required in each market.

To assist you effectively in your projects, our engineering department will answer your technical questions.

Our goal is to guide and help you to choose the best solution for your sports project.



What is padel?

- Padel is a game adapted from tennis and played for over a century. It is typically played in doubles on an enclosed court about half size of a tennis court.

- The court has an enclosure made with tempered glass walls and steel structure; the ball can be played when bounding from the walls in a similar way as in squash.

- The score is counted exactly as in tennis. Stringless racquets are used and the ball is similar with the one used in tennis.

Little story

- This sport was invented in Acapulco, Mexico, by Enrique Corcuera in 1969. It is currently most popular in Hispanic American countries such as Argentina and Mexico as well as in Spain, although over the last years it has considerable increased worldwide.

WHAT IS PADEL?



The courts

- The padel courts have a playing surface of 20x10m, they can be installed indoors or outdoors, the playing surface is generally covered by artificial turf and the enclosure of the courts is made with steel structure and tempered glass.

The players

- Everyone, regardless their age or gender, can play padel as this sport does not require a specific physical preparation.
- Is a ludic activity, healthy, funny, entertaining, and as it is played in doubles is a social sport as a "special bond" is created between players.








PÄDEL

STANDARD ACE



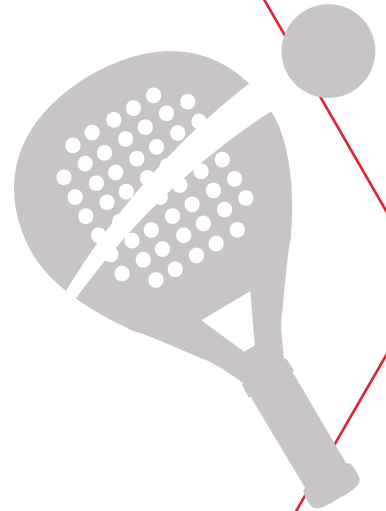


► STANDARD ACE

- Padel court made with pillars using steel profiles of 100x50x2mm with supports for all the pillars of the court
- Electro-welded wire mesh panels of 50x50x4 mm
- Approved tempered glass of 10mm or 12mm thickness, all glass panels at 3x2m
- Artificial turf certified by the International Padel Federation. Fibrillated, monofibre or monofibre texturized, different colors
- Lighting pillars, from sides. Customers can choose between Straight, V-shaped or Curved
- Leds 200W and 26.000-lumens
- Painted oven-lacquered, color at customer choice. Galvanized when is installed outdoors
- Suitable for indoors and outdoors



PRIME





► PRIME

- Padel arena made with Steel Pre-Assembled Frames using 80x40x2mm tubes, making the installation faster and easier
- Electro-welded wire mesh panels of 50x50x4 mm
- Approved tempered glass of 10mm or 12mm thickness, all glass panels at 3x2m
- Artificial turf certified by the International Padel Federation. Fibrillated, monofibre or monofibre texturized, different colors
- Lighting pillars, from sides. Customers can choose between Straight, V-shaped or Curved
- Leds 200W and 26.000-lumens
- Painted oven-lacquered, color at customer choice. Galvanized when is installed outdoors
- Suitable for indoors and outdoors



PANORAMA PRO





► PANORAMA PRO

- Padel arena following the model "Pre-Assembled Frames", with Panoramic view sides and backgrounds
- Upper and low steel beam made in one piece of 10m
- Steel Tube of 100x100x3mm in panorama area and option of pillar of 80x80x2mm
- Glass panels fixed with see-through methacrylate pieces of 200x60x15mm
- Approved tempered glass of 12mm thickness, all glass panels at 3x2m
- Artificial turf certified by the International Padel Federation. Fibrillated, monofibre or monofibre texturized, different colors
- Lighting pillars, from sides. Customers can choose between Straight, V-shaped or Curved
- Leds 200W and 26.000-lumens
- Painted oven-lacquered, color at customer choice. Galvanized when is installed outdoors
- Designed for outdoors and indoors



PANORAMA PRO X3





► PANORAMA PRO X3

- Padel arena following the model "Pre-Assembled Frames", with Panoramic view sides and backgrounds
- Structure made of electro welded wire mesh of 50x50x4mm and tube of 40x40x2mm fixed onto pillars of 80x60x2mm. Structure formed by different sizes of steel tubes: 100x100x3mm, 100x100x2mm, 80x80x2mm and 50x40x2mm.
- Glass panels fixed with see-through methacrylate pieces of 200x60x15mm
- Approved tempered glass of 12mm thickness, all glass panels at 3x2m
- Artificial turf certified by the International Padel Federation. Fibrillated, monofibre or monofibre texturized, different colors
- Lighting pillars, from sides. Customers can choose between Straight, V-shaped or Curved
- Leds 200W and 26.000-lumens
- Painted oven-lacquered, color at customer choice. Galvanized when is installed outdoors
- Designed for outdoors and indoors



DETACHABLE KIT

We use a detachable kit for installing a padel court onto "soft" surfaces where there is no concrete or possibility to build a concrete surface.

With this kit, we can easily and quickly install your court without having to do important building works on the surface. It's installed directly on the ground; NOTHING is fixed into the surface. It is also simple to disassemble.

The main condition of having a padel court installed with a portable kit is that we need a lean, leveled surface, without potholes, cracks as every imperfection will be directly reflected into the artificial turf surface on the playing area.

The Detachable kit is formed by 8 steel pieces that are fixed to the court structure at the base.

We can install the detachable kit with our Prime and Panorama Pro courts. However, it is not suitable to use with Standard Ace.



DETACHABLE KIT



INSTALLATION OF PADEL COURTS



A professional padel team installs a padel court in approximately 3 days if everything has been previously well prepared (surface, tools and machinery).

Installation can be done by our technical team, by our local partners on each market or by customer's installation teams by following our installation guide.



Padel courts have 4 lighting points



The lighting pillars are placed on the sides of the padel court, at approximately 4m from the corners, on vertical (two for each side).

The posts can have different shapes: Straight, V-shaped or Curved.

Each lighting point goes up to 6m height and Leds are installed on each pillar.

It is recommended to install 8 Leds of 200 W/ court.

The electrical connections and cabling must be done by an electrician, following the norms in each country.

Our sales team will guide you on how to correctly place the lighting points in your project, following our technical drawings for each type of padel court.






Padel courts are fixed into the ground through expansive anchor bolts.

The playing area is of 20mx10m and the structure **is fixed outside of the playing** area in the whole perimeter. That is why the total surface needed to have a padel court is minimum 20,50m x 10,50m.

The entire surface has to be leveled, no potholes, cracks or imperfections, as all the imperfections would be reflected on the artificial grass, once installed over the surface.





There are different ways to build a padel court surface:

- By building an entire reinforced concrete slab of 21mx11m, complying with the thicknesses and slopes indicated in the corresponding technical drawings for each type of padel court.

- By building a concrete ring beam all around the perimeter of the padel court and filling the playing area with porous concrete which drains the water or with asphalt or compacted volcanic sand, etc... **It is very important** that both surfaces -the concrete ring beam and playing area- are at the same level. Always follow the building drawings.



Our sales team would be pleased to solve your doubts and to guide you in your padel project!

- In some cases, when there is an existing surface made of asphalt or similar surfaces, a cut is made and introduced the reinforced concrete ring beam. The structure of the padel court is fixed into the concrete and the existing surface is covered by artificial grass and used as playing area.



INFORMATION ABOUT ARTIFICIAL TURF

It is recommended to play padel on a surface covered by artificial turf, as it prevents injuries and it is considered to be the optimal surface for playing and enjoying this sport.

The padel turf is delivered in 3 rolls, each of different size, forming the 20x10m of playing area. The white lines are included in the turf, and are cut and inserted in the right place during installation with connection band and adhesive.


The artificial turf it is never glued to the surface. For more information about our offer of artificial turfs for padel use, please contact with our sales team.



INFORMATION ABOUT ARTIFICIAL TURF

Generally, there are three types of artificial turf used for padel:

- **Fibrillated** turf of 11-13 mm high coloured in green, blue or terracotta



- **Monofibre** turf of 11-13 mm high coloured in green, blue, terracotta, pink, red and black



- **Monofibre texturized** turf of 11-13 mm high coloured in green, blue and red.



Fibrillated and monofibre types must be infilled with approximately 3,5T of silica sand per each padel court (approx. 17,5 Kg/ m²).

For monofibre texturized type, it's enough with 1,5 T (following the manufacturer instructions).



OUR PROJECTS



OUR PROJECTS

WWW.RIGANSSPORTS.COM

INFO@RIGANSSPORTS.COM



+34 670 733 250

**SAN JUAN DE LA PEÑA, 2
50015 - ZARAGOZA
(SPAIN)**